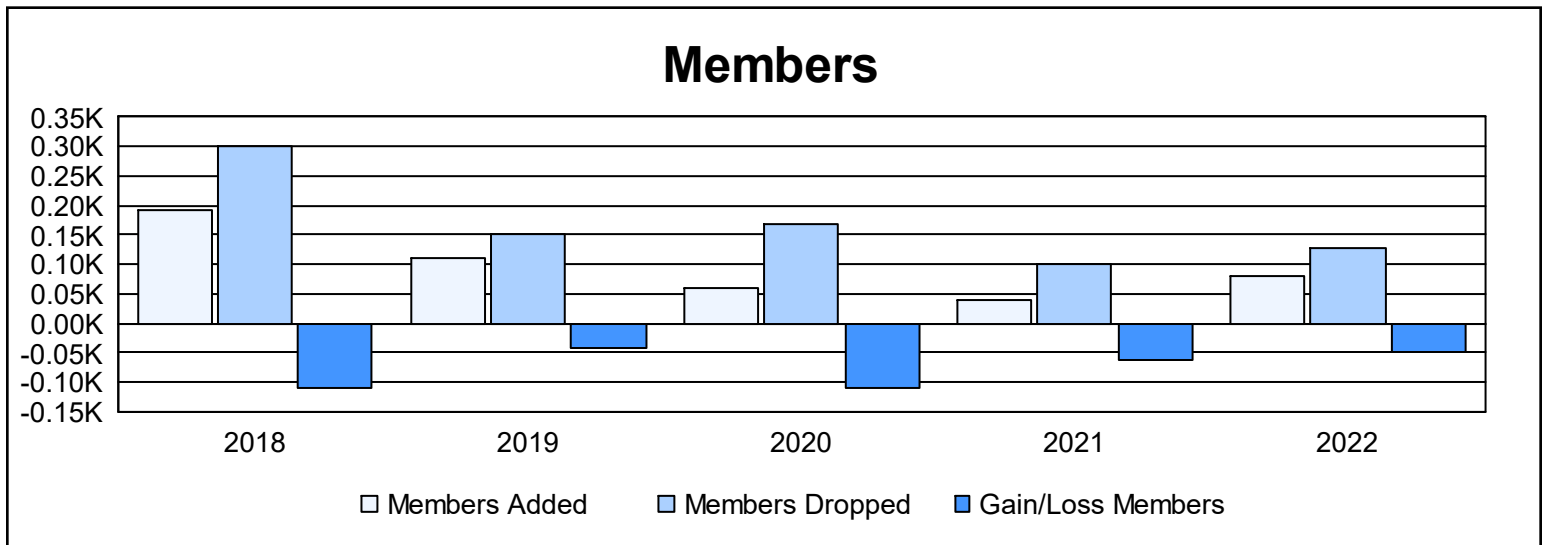
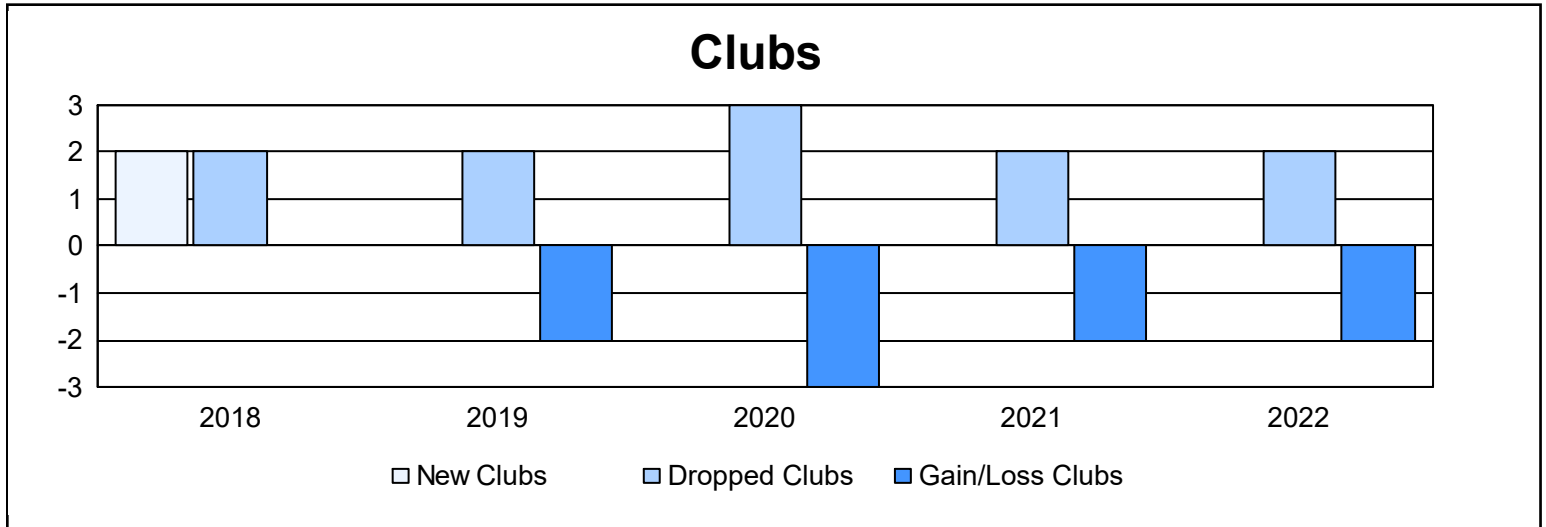
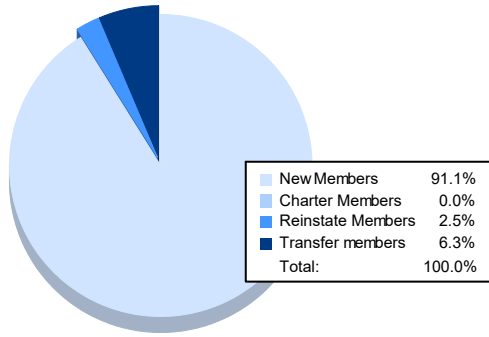


Year	New Clubs	Dropped Clubs	Gain/ Loss Clubs	New Members	Charter Members	Reinstate Members	Transfer Members	Total Member Added	Total Members Dropped	Gain/ Loss Members
2017-2018	2	2	0	112	72	6	1	191	301	-110
2018-2019	0	2	-2	69	30	4	7	110	153	-43
2019-2020	0	3	-3	50	0	3	6	59	169	-110
2020-2021	0	2	-2	34	2	4	1	41	102	-61
2021-2022	0	2	-2	72	0	2	5	79	127	-48
<b>Average</b>	<b>0</b>	<b>2</b>	<b>-2</b>	<b>67</b>	<b>21</b>	<b>4</b>	<b>4</b>	<b>96</b>	<b>170</b>	<b>-74</b>



### Membership Composition June 2022 Cumulative



### Gender Composition June 2022 Cumulative

